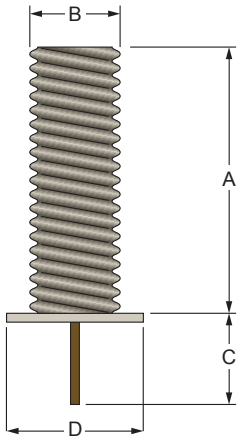


FLAGPOLE SLEEVES, LIGHTS & MISC.

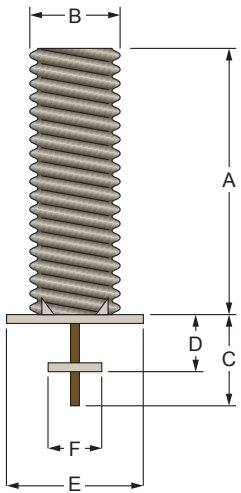
GALVANIZED STEEL FOUNDATION SLEEVES

The most common type of flagpole installation is the in-ground foundation sleeve method which calls for 1' of the flagpole to be encased in the ground sleeve for each 10' of exposed flagpole height. The diameter of the sleeve should be at least 2" greater than the outside diameter of the flagpole with the area between the flagpole and the sleeve filled with dry sand. Sleeves with a 6" diameter are supplied with a base plate and grounding spike. Sleeves with a diameter of greater than 6" are supplied with a base plate, support plate, grounding spike and, for ease of vertical alignment, steel centering wedges welded to the inside of the base plate. If you require other sizes than listed or have special on-site conditions please contact us.



WITH BASE PLATE & GROUND SPIKE

ITEM #	A	B	C	D	1-5	6+	LBS.
380000	2'	6"	6"	8"	\$88	\$82	20
380002	3'	6"	6"	8"	106	102	24



WITH BASE PLATE, SUPPORT PLATE, GROUNDING SPIKE & STEEL CENTERING WEDGES

ITEM #	A	B	C	D	E	F	1-5	6+	LBS.
380003	3'	8"	18"	6"	12"	6"	\$149	\$137	30
380004	3-1/2'	8"	18"	6"	12"	6"	153	141	32
380005	3'	10"	18"	6"	16"	8"	164	155	37
380006	3-1/2'	10"	18"	6"	16"	8"	175	167	44
380007	4'	12"	18"	6"	16"	8"	236	225	55
380196	4-1/2'	12"	18"	6"	16"	8"	254	239	60
380008	5'	12"	18"	6"	18"	9"	277	263	70
380009	5'	15"	18"	6"	20"	10"	492	466	86
380010	6'	15"	24"	10"	20"	10"	568	542	122
380011	6'	18"	24"	10"	24"	12"	631	598	135
380012	7'	15"	24"	12"	24"	12"	631	598	141
380013	7'	18"	24"	12"	24"	12"	731	694	156
380014	8'	18"	24"	12"	24"	12"	781	744	160

PVC SLEEVES

Poles slip into form fit sleeves snugly - no voids to fill with sand. Standard sleeves require wood wedges & sand for a proper installation.



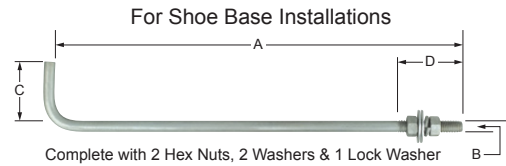
ITEM #	FOR POLE DIA.	LEN.	TYPE	1-5	6+	LBS.
380015	1-3/8"	12"	FORM FIT	\$7.10	\$6.30	.14
380016	1-5/8"	15"	FORM FIT	8.40	7.60	.20
380017	1-3/4"	20"	FORM FIT	9.80	8.80	.26
380018	2"	15"	FORM FIT	12.60	11.20	.25
380020	2"	20"	FORM FIT	13.80	12.60	.34
380021	2-1/2"	30"	FORM FIT	18.30	17.30	1.1
380022	3"	20"	FORM FIT	22.50	21.40	.95
380023	3"-3 1/2"	24"	STANDARD	19.80	18.90	1.6
380024	3"-3 1/2"	30"	STANDARD	27.30	26.30	1.9

SLEEVES FOR FIBERGLASS FLAGPOLES



ITEM #	LENGTH	DIAMETER	1-5	6+	LBS.
380025	18"	6.3"	\$36	\$34	1.1
380026	24"	5"	49	46	1.4
380194	30"	6.3"	51	48	2.2
380195	30"	9-1/4"	103	92	4.0
380027	36"	8"	103	92	4.4
380029	48"	8"	130	118	6.2
380030	60"	14"	374	339	18
380031	72"	14"	479	430	27
380032	84"	21"	1,041	972	34

GALVANIZED STEEL ANCHOR BOLTS



ITEM #	A	B	C	D	1-5	6+	LBS.
380037	16"	5/8"	3-1/2"	4"	\$27	\$25	2.4
380038	24"	3/4"	4"	5"	28	26	3.5
380039	36"	1"	4"	6"	44	42	8.4
380040	40"	1"	4"	6"	52	50	9.0
380041	54"	1-1/4"	6"	8"	134	122	29

COPPER CLAD LIGHTNING KIT

Each kit contains 5' long by 1/2" diameter copper clad rod, one 3' long by 1/2" diameter copper wire plus one connecting bracket.



COMPLETE SET

ITEM #	1-5	6+	LBS.
380033	\$124	\$111	4.5

5' x 1/2" ROD ONLY

ITEM #	PRICE	LBS.
380035	\$69	1.2

WIRE ONLY

ITEM #	PER FOOT	LBS.
380034	\$9.40	.36

BRACKET ONLY

ITEM #	1-5	6+	LBS.
380036	\$38	\$35	.36